







February 2014

PRODUCT LOAD SPECIFICATIONS

	<p>CP-3000A/DA CONTROL PANEL</p> <p>Standby AC power 175 ma. Alarm AC power 190 ma. Standby DC power 91 ma. Alarm DC power 200 ma.</p>
	<p>WRA-3 REMOTE ANNUNCIATOR</p> <p>Standby AC power 57ma. Alarm AC power 57 ma. Standby DC power 77 ma. Alarm DC power 175ma.</p>
	<p>AR-3A REPEATER</p> <p>Standby AC power 120 ma. Alarm AC power 125 ma. Standby DC power 26 ma. Alarm DC power 48 ma</p>
	<p>RB-10 to 40 relay box</p> <p>Standby AC power use AR-3A values as change is negligible Alarm AC power add 10 ma. to AR-3A values per relay board Standby DC power add 2 ma. to AR-3A values per relay board Alarm DC power add 110 ma. to AR-3A values per relay board</p>

PLEASE NOTE: If NACs are not used there is no external load on the panel or repeaters. The numbers presented above are for control panel and repeater and repeater/relay combination loads only. Use separate load calculation sheets for NACs loads.

